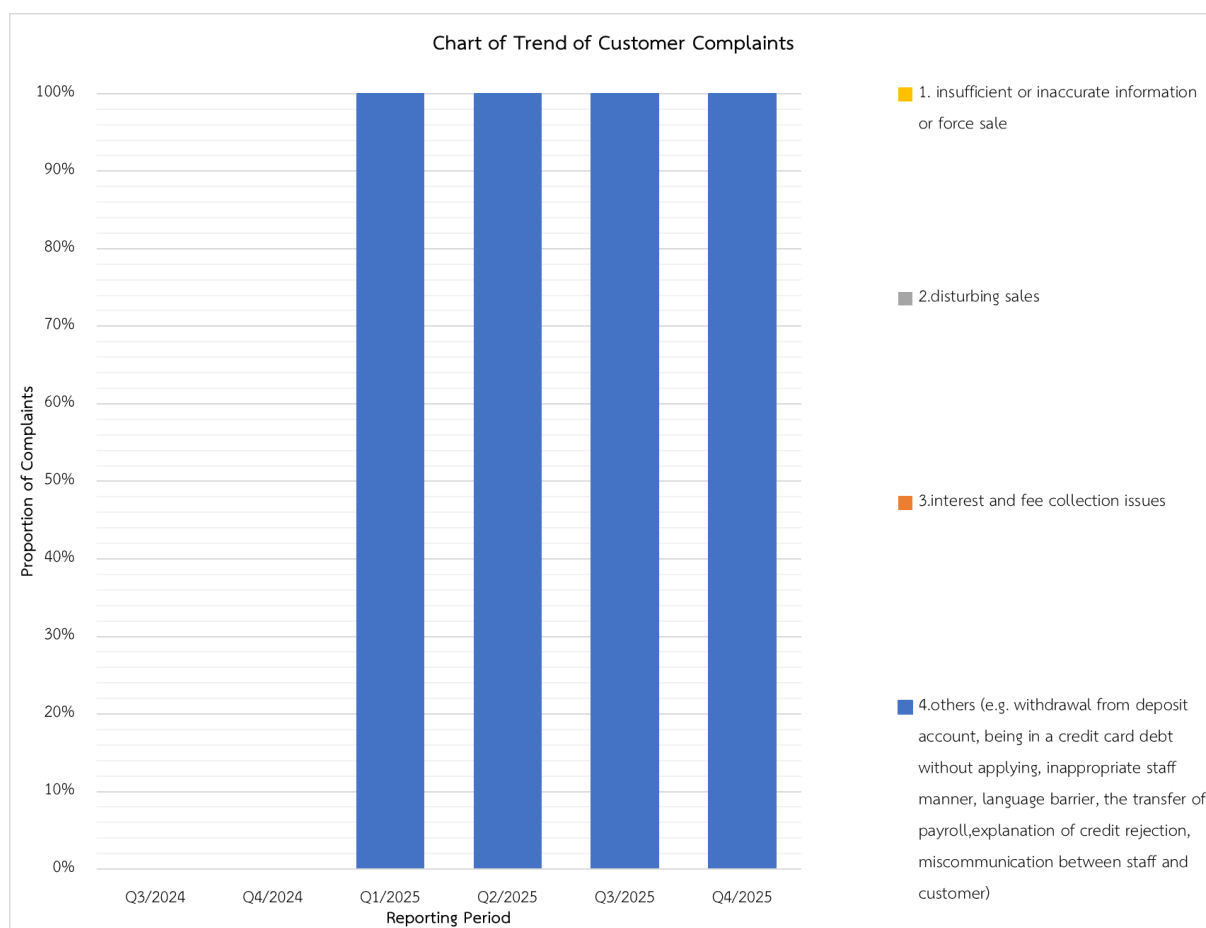


Disclosure of Data Relating to Financial Service Issues and Customer Complaint Resolution

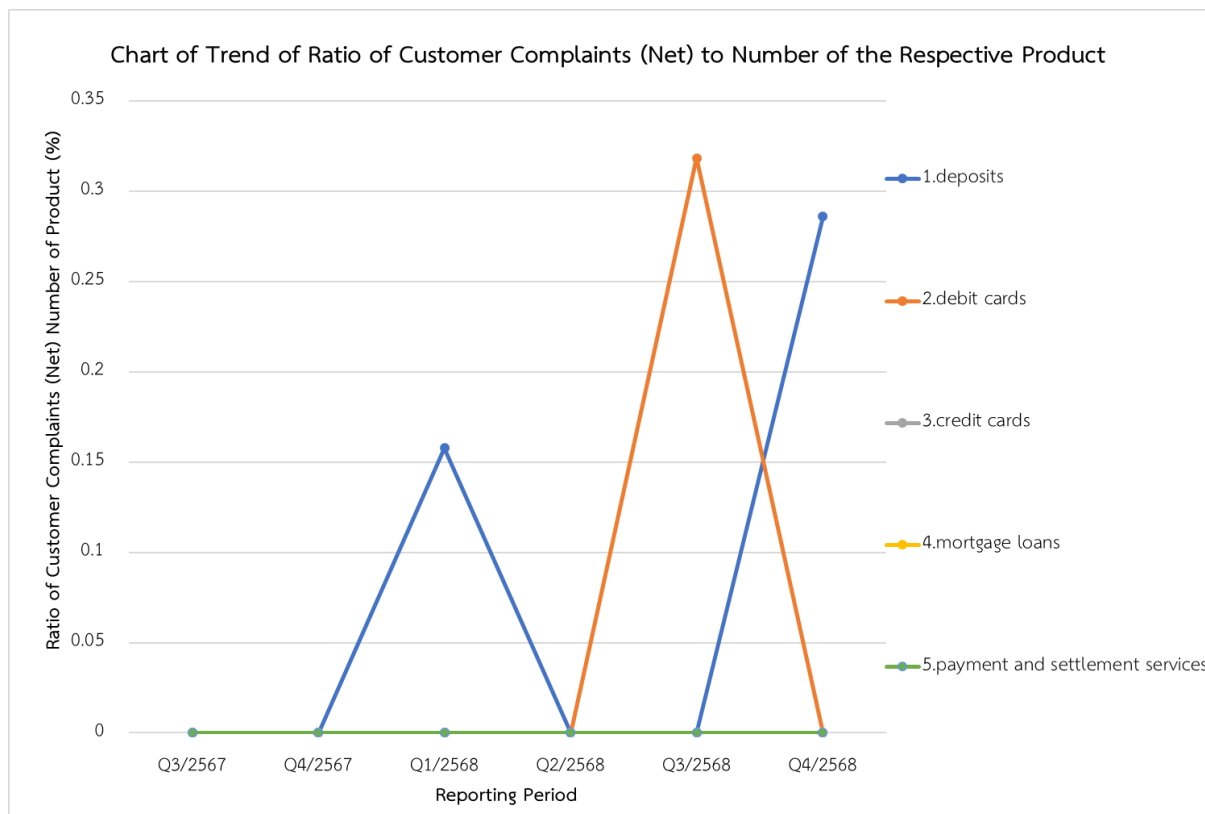
1. Trend of Customer Complaints



Remark

- In Q3/2024, there was no customer complaint.
- In Q4/2024, there was no customer complaint.
- In Q1/2025, there was a total of 1 customer complaint under Item “Others”. Therefore, “Others” category accounted for 100 % of complaint incurred during this quarter.
- In Q2/2025, there was a total of 1 customer complaint under Item “Others”. Therefore, “Others” category accounted for 100 % of complaint incurred during this quarter.
- In Q3/2025, there were a total of 1 customer complaint under Item “Others”. Therefore, “Others” category accounted for 100 % of complaints incurred during this quarter.
- In Q4/2025, there were a total of 2 customer complaint under Item “Others”. Therefore, “Others” category accounted for 100 % of complaints incurred during this quarter.

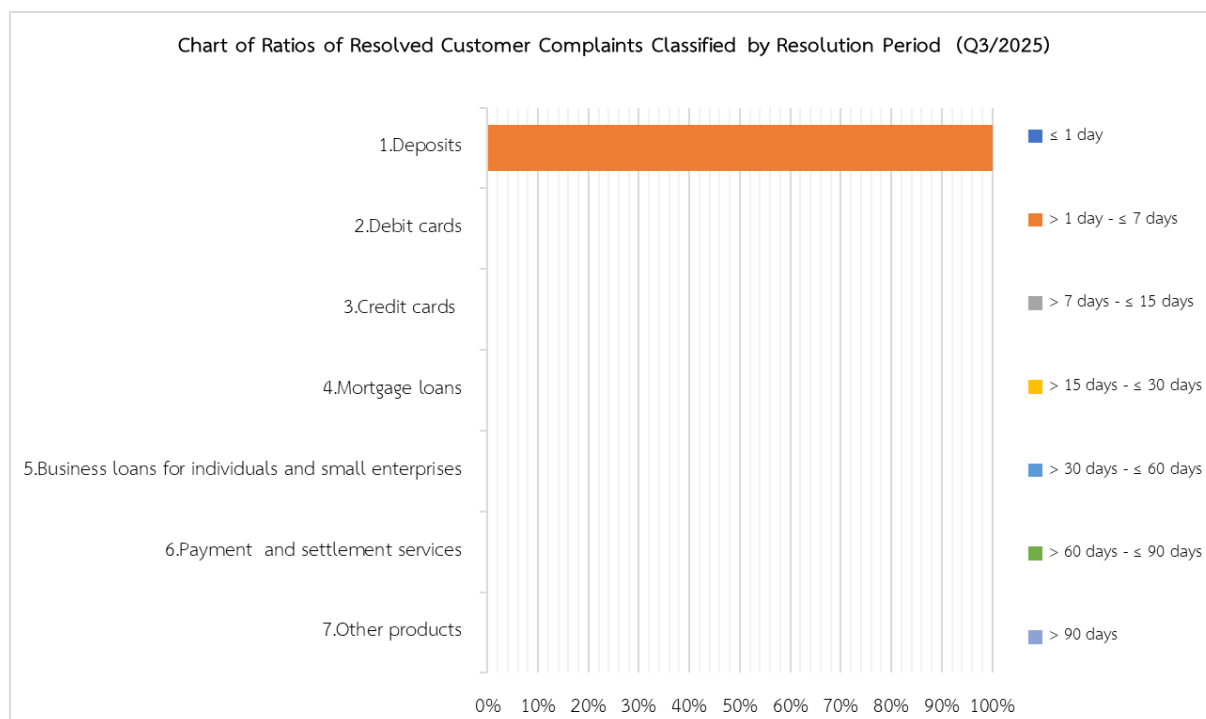
2. Trend of Ratios of Customer Complaints (Net) to Number of the Respective Products – Top 5 Products with the Highest Customer Complaints



Remark

- In Q3/2024, there was no customer complaint.
- In Q4/2024, there was no customer complaint.
- In Q1/2025, since the ratio of customer complaints of particular product was closed to 0% and cannot be clearly shown on the chart, the Bank scaled up the ratio by multiplying them by 100. Therefore, the Payment and Settlement Services Ratio was 0.001576591% and the Chart indicated the ratios of 0.157%.
- In Q2/2025, there was 1 complaint case that was not relating to product but late response to customer.
- In Q3/2025, since the ratio of customer complaints of particular product was closed to 0% and cannot be clearly shown on the chart, the Bank scaled up the ratio by multiplying them by 100. Therefore, the Credit Card Ratio was 0.003182179% and the Chart indicated the ratios of 0.3182%.
- In Q4/2025, since the ratio of customer complaints of particular product was closed to 0% and cannot be clearly shown on the chart, the Bank scaled up the ratio by multiplying them by 100. Therefore, the Deposit Ratio was 0.002859921% and the Chart indicated the ratios of 0.285%.

3. Ratio of Resolved Customer Complaints Classified by Resolution Period



Remark

- There was 2 customer complaint incurred in Q4/2025.

4. Top 5 Products with the Highest Customer Complaints Classified by Resolution Period of More Than 30 Days

Q4/2025 - There was no customer complaint which was classified by resolution period of more than 30 days.